

FARROW & BALL®

FINISHES & APPLICATION

Your guide to choosing and applying our finishes



WHY FARROW & BALL?

Farrow & Ball is more than just distinctive colours and high-quality ingredients. Industry-leading precision and more than 70 years of colour expertise go into every tin, giving you paint and wallpaper that you can combine with confidence.

This helpful booklet is a great introduction to our range of finishes, our recommended application system, and more. But for the most detailed technical advice, please see our product advice sheets, available at farrow-ball.com.

ECO-FRIENDLY PAINT AND PAPER

Our dedication to minimising our effect on the planet informs everything we do. That's why, back in 2010, we were the first in the industry to move to an entirely water based range.

The entirety of our richly pigmented range is classified as low VOC (volatile organic compounds), and far exceeds the standards imposed within these categories. This means our paints are safe to apply and live with, being virtually odorless and easy to clean without harmful solvents. Our Estate and Modern ranges are also child safe.

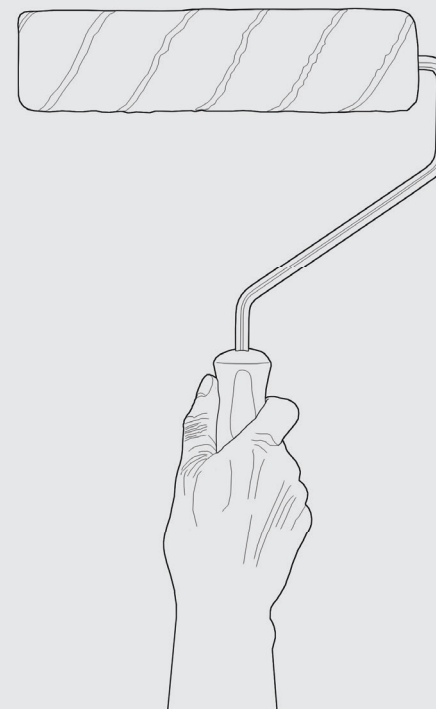
Our commitment to the environment is also the reason our iconic tins and handcrafted wallpapers are completely recyclable,* why we source our raw materials from sustainable forests and responsible producers, and why we create finishes that will last for years to come.

* Please check the availability of recycling facilities with your local authority first.

CHOOSING FINISHES

Designed for a range of different surfaces, and with sheen levels ranging from 2% for our signature Estate Emulsion to 95% for our high shine Full Gloss, our comprehensive range is comprised of modern and traditional finishes that not only look beautiful, but offer different practical benefits.

Each finish is compatible with our high-performance Primers & Undercoats, designed to ensure exceptional coverage, adhesion and depth of colour across the surfaces of your home. See [page 14](#) for more information.



ESTATE® EMULSION

INTERIOR WALLS AND CEILINGS

Estate Emulsion is our signature chalky, very matte finish. Carefully crafted to give a flatter finish, its 2% sheen level responds extraordinarily to all types of light. Estate Emulsion is a sophisticated choice for interior walls and ceilings – perfectly suited to less busy areas such as bedrooms and living rooms.

Estate Emulsion is:

- Chalky, very flat matte finish, 2% sheen
- Quick drying
- Wipeable
- Eco-friendly, low VOC
- Water based, low odor
- Child safe
- Available in all 132 colours



SPECIFICATIONS

TIN SIZES & COVERAGE

100ml sample pot = 9ft² and Gallon = up to 570ft²

SHEEN LEVEL

2%

DRYING TIME

Dry in 2 hours, recoat in 2 hours

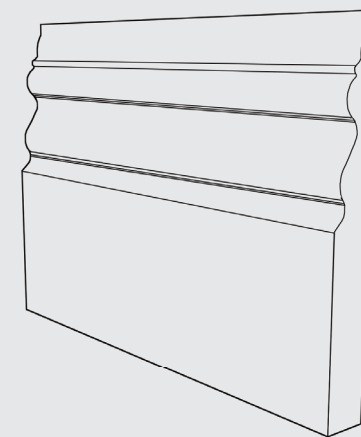
ESTATE® EGGSHELL

INTERIOR WOOD AND METAL

Estate Eggshell is as robust as it is beautiful, providing a subtle finish for interior wood and metal. This low 20% sheen finish is highly resistant to a wide variety of stains including wine, coffee and crayon, and is an ideal way to update woodwork, kitchen cupboards, furniture pieces and radiators.

Estate Eggshell is:

- Silk finish, 20% sheen
- Quick drying
- Washable and wipeable
- Eco-friendly, low VOC
- Water based, low odor
- Child safe
- Available in all 132 colours



SPECIFICATIONS

TIN SIZES & COVERAGE

750ml = 95ft², Gallon = up to 480ft²

SHEEN LEVEL

20%

DRYING TIME

Dry in 2 hours, recoat in 4 hours

MODERN EMULSION

INTERIOR WALLS AND CEILINGS

A durable and versatile matte finish, Modern Emulsion is washable and, mold and mildew resistant, making it especially suited to bathrooms and kitchens as well as busy areas. It demonstrates excellent scrub and stain resistance, earning a Class 1 scrub rating.

Modern Emulsion is:

- Matte finish, 7% sheen
- Quick drying
- Washable and wipeable
- Scuff, stain and, mold and mildew resistant
- Eco-friendly, low VOC
- Water based, low odor
- Child safe
- Available in all 132 colours

SPECIFICATIONS

TIN SIZES & COVERAGE

Gallon = up to 480ft²

SHEEN LEVEL

7%

DRYING TIME

Dry in 2 hours, recoat in 4 hours



MODERN EGGSHELL

INTERIOR WOOD, METAL AND CONCRETE SURFACES

The toughest product in our range, Modern Eggshell transforms kitchen cabinetry, baseboards, stairs, floors, and other hardworking interior wood or metal surfaces. With a 40% sheen, it makes for a slightly glossier alternative to Estate Eggshell.

Modern Eggshell is:

- Mid 40% sheen
- Quick drying
- Washable and wipeable
- Scuff and stain resistant
- Eco-friendly, low VOC
- Water based, low odor
- Child safe
- Available in all 132 colours

SPECIFICATIONS

TIN SIZES & COVERAGE

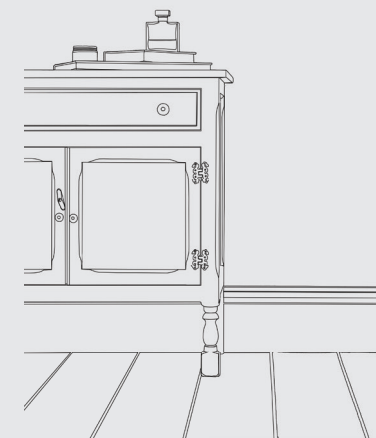
750ml = 95ft², Gallon = up to 480ft²

SHEEN LEVEL

40%

DRYING TIME

Dry in 2 hours, recoat in 4 hours



EXTERIOR MASONRY

EXTERIOR WALLS AND ACCESSORIES

Developed by our chemists to offer the perfect combination of breathability and water resistance, this classic matte paint creates the most elegant finish for your masonry. With a durable 2% sheen finish and Class 1 water vapour permeability, Exterior Masonry is resistant to flaking, peeling and colour fade for up to 15 years.*

Exterior Masonry is:

- Very flat matte finish, 2% sheen
- Quick drying
- Eco-friendly, low VOC
- Highly breathable, water, fungal and algal resistant
- Water based, low odor
- Child safe
- Available in 108 colours

SPECIFICATIONS

TIN SIZES & COVERAGE

Gallon = up to 325ft²

SHEEN LEVEL

2%

DRYING TIME

Dry in 2 hours, recoat in 5 hours



* Providing it has been applied in accordance with our product advice sheets, which can be found on farrow-ball.com.
Not suitable for use on highly alkaline or very porous surfaces such as lime render or flinton bricks.

EXTERIOR EGGSHELL

EXTERIOR WOOD AND METAL

A versatile finish with a silky 20% sheen, Exterior Eggshell adds lasting colour to almost anything in your outdoor space, from wooden window frames and cladding to metal guttering and railings. Our flexible resin rich formula gently expands and contracts with the weather to avoid flaking, peeling and colour fade for up to six years.*

Exterior Eggshell is:

- Silk finish, 20% sheen
- Quick drying
- Eco-friendly, low VOC
- Flexible and breathable; water, fungal and algal resistant
- Water based, low odor
- Child safe
- Available in all 132 colours

SPECIFICATIONS

TIN SIZES & COVERAGE

750ml = 105ft², Gallon = up to 529ft²

SHEEN LEVEL

20%

DRYING TIME

Dry in 2 hours, recoat in 4 hours



* Providing it has been applied in accordance with our product advice sheets, which can be found on farrow-ball.com.
Please note, this product is not suitable for use on exterior plastic surfaces or decking.


FULL GLOSS

INTERIOR AND EXTERIOR WOOD AND METAL

Noted as the glossiest water based finish on the market, Full Gloss has a wonderfully reflective 95% sheen that makes a dramatic statement. Resistant to water, flaking, peeling and colour fade for up to six years, its high durability makes it perfect for wood, walls and metal both inside and out.*

Full Gloss is:

- High gloss finish, 95% sheen
- Quick drying
- Washable and wipeable
- Eco-friendly, low VOC
- Water based, low odor
- Child safe
- Available in all 132 colours



SPECIFICATIONS

TIN SIZES & COVERAGE

750ml = 95ft², Gallon = up to 480ft²

SHEEN LEVEL

95%

DRYING TIME

Dry in 2 hours, recoat in 4 hours

* Providing it has been applied in accordance with our product advice sheets, which can be found on farrow-ball.com.
Please note, this product is not suitable for use on exterior plastic surfaces or decking.

DEAD FLAT

INTERIOR WOOD, METAL, WALLS AND CEILINGS

A delicate coating designed to draw interest, Dead Flat is blended from an alkyd resin to recreate an 18th-century paint finish for interior woodwork, plaster and metal.

Dead Flat is:

- Very flat matte finish, 2% sheen
- Quick drying
- Eco-friendly, low VOC
- Water based, low odor
- Child safe
- Available in all 132 colours



SPECIFICATIONS

TIN SIZES & COVERAGE

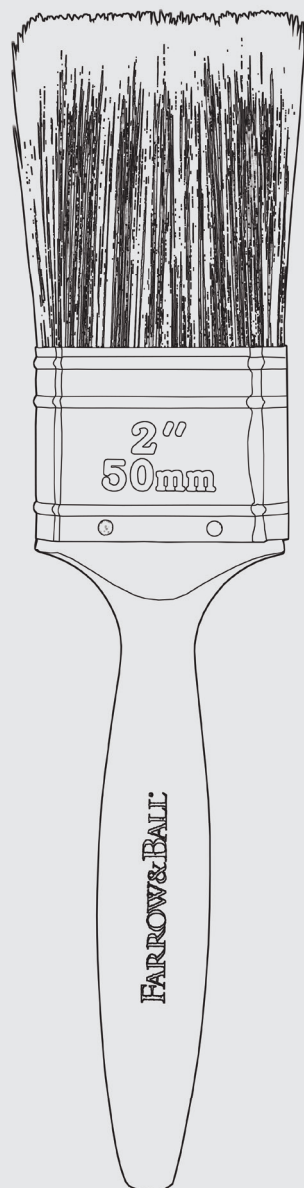
750ml = 95ft², Gallon = up to 480ft²

SHEEN LEVEL

2%

DRYING TIME

Dry in 2 hours, recoat in 4 hours



APPLICATION ADVICE

Once you've made a final decision about finish and colour, it's time to start the practical part of the designing process. From preparing your surface to choosing tools for flawless application, our tips will guide you through the next steps to creating your perfect home.

This is our pocket-sized guidance – for more detailed technical advice, please see our product advice sheets at farrow-ball.com, step in store, or contact our Customer Services team on 1 888 511 1121.

OUR TOOLS

Our paints can be applied by brush, roller or paint sprayer, giving you the option to work in the way you find most comfortable. Each of our tools has been designed to work in harmony with our water based paints.

BRUSHES:

Available in a range of sizes, our specialist brushes feature easy-grip solid birch handles and a blend of synthetic bristles – longer fibres for precise control, and shaped and flagged fibres for a wonderfully smooth finish. Our specialist Masonry Brush is the exception, with its blend of natural and synthetic bristles offering durability when painting exterior surfaces.

ROLLER:

Our medium pile woven polyester roller, for use with emulsions, enables fast coverage, reduced splattering and stippling, and a smooth, even finish. The handle's wire cage and metal arm hold the roller sleeve securely in place, reducing slippage and minimising flex.

PREPARING SURFACES

Proper surface preparation is key to helping you get the most from your chosen colour and finish.

- Make sure the surface you're planning to paint is in good condition – clean, dry, and free of grease, mold and mildew, or algae
- Fill or seal any large imperfections

For more detailed advice on the correct steps for preparing different surfaces, please visit farrow-ball.com, step in store, or give our Customer Services team a call on 1 888 511 1121.

THE FARROW & BALL SYSTEM

Our paint colours are renowned for their depth, complexity, and ability to respond extraordinarily to light. For an even, long-lasting finish, we recommend following the Farrow & Ball system:

- One coat of our Primer & Undercoat in the recommended tone
- Two coats of your chosen topcoat

For some surfaces, such as newly plastered and dry-lined walls, we recommend a diluted layer of your chosen Farrow & Ball topcoat colour, followed by two full coats.

To ensure the best finish, it's important to let the recommended drying time pass between coats. We list the drying times for each finish at the back of this booklet, but please be aware that these can vary depending on factors like temperature, humidity, and the colour being applied.

OUR PRIMERS & UNDERCOATS

Our Primers & Undercoats are formulated with each of our finishes in mind, helping you to achieve an even, long-lasting finish with improved adhesion and exceptional coverage on all surfaces.

Made with the same fine ingredients as our paint and available in up to four tones, each one is designed to add richness and depth to our paint colours. Whether you use a separate primer and undercoat or not, we always recommend using the same brand for all coats to avoid incompatibility issues. The correct tone for each of our colours can be found on the back of your colour card and on our website.

Primer & Undercoat	Usage	Recommended topcoat	Tones	Tin sizes
Wall & Ceiling Primer & Undercoat	The perfect base for interior walls and ceilings.	Estate® Emulsion Modern Emulsion	4	1 gallon
Interior Wood Primer & Undercoat	The perfect base for interior bare or previously painted wood.	Estate® Eggshell Modern Eggshell Full Gloss Dead Flat	4	750ml 1 gallon
Exterior Wood Primer & Undercoat	The perfect base for exterior bare or previously painted wood.	Exterior Eggshell Full Gloss	4	750ml 1 gallon
Metal Primer & Undercoat	Rust inhibitor for interior and exterior bare metal surfaces, and radiators.*	Estate® Eggshell Modern Eggshell Full Gloss Dead Flat Exterior Eggshell	4	750ml
Wood Floor Primer & Undercoat	The perfect base for a long-lasting finish on interior floors.	Modern Eggshell	4	750ml 1 gallon
Masonry & Plaster Stabilising Primer	The perfect base for unsound masonry and plaster surfaces.	Exterior Masonry Modern Eggshell Estate® Emulsion Modern Emulsion	1	1 gallon
Wood Knot & Resin Blocking Primer	Blocks resinous stains on interior and exterior woodwork.	Estate® Eggshell Modern Eggshell Full Gloss Exterior Eggshell Dead Flat	1	750ml 1 gallon

* Cast iron radiators: specialist primer recommended as use of a water based primer may lead to flash rusting.

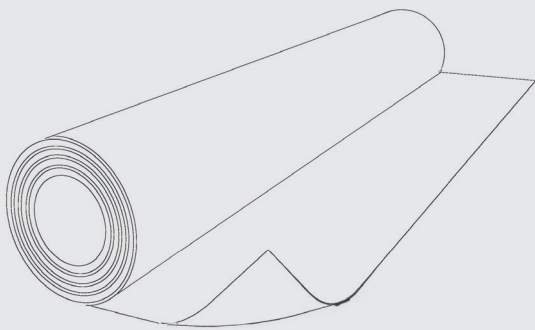
FARROW & BALL WALLPAPER

Our handcrafted wallpaper is created using our own richly pigmented paint and artisanal printing methods, giving an exquisitely tactile finish and an effortless connection between paint and paper.

Every roll of wallpaper is made at our Dorset factory, where our expert craftsmen oversee each step of the process. First, the ground colour is applied to the paper by brush, before its pattern – anything from florals and damasks to stripes and geometric prints – is applied by traditional trough or block printing. Finally, a transparent layer of protective glaze is applied to ensure a wipeable surface and vibrant, long-lasting colour.

CALCULATING WALLPAPER QUANTITIES

To ensure you only have to order what you need, we recommend asking your paper hanger for their estimate, or getting in touch with our sales team. Email nasales@farrow-ball.com, step in store, or call 1 888 511 1121 with the name of your favoured design and the height and width of the walls you'd like to paper, and they'll help you calculate how many 10m x 53cm rolls you'll need.



HANGING WALLPAPER

Once you've ensured your surface is clean, dry, and free from any traces of dirt, old wallpaper, or flaking paint, you can begin hanging your paper.

1. Check the pattern repeat before cutting the lengths according to the height of the wall, allowing two to three inches at the top and bottom for trimming.
2. Working from the centre outwards, apply a generous, even coat of paste, ensuring you work right to the edges of the paper and that no paste comes into contact with the pattern side.
3. Fold the paper with adhesive side inwards and allow the paper to soak for 10 minutes until pliable. Make sure the paper doesn't become too wet, otherwise it may shrink back as it dries.
4. Ensure paper edges butt up to the subsequent lengths and avoid overlapping edges.

FOR BEST RESULTS

- Best practice is to hang our wallpaper onto good quality lining paper.
- We recommend using Farrow & Ball Wallpaper Paste – the paste comes in powder form in a tube that doubles up as a measuring jug, making mixing and maintaining an even consistency easier. Each tube can be used to hang five rolls of wallpaper.
- Once you've hung your paper, we suggest turning off the central heating overnight, allowing the paper to dry naturally.

For more detailed information, please visit farrow-ball.com.

THE ULTIMATE GUIDE TO OUR FINISHES

- = Highly recommended
 ◐ = Specialist use (please contact our customer services team for advice before using our products for these applications)
 - = Not recommended

FINISHES	DESCRIPTION	PRODUCT USE														LOOK	APPLICATION				
		WALLS AND CEILINGS	WALLS IN BUSIER AREAS	KITCHENS AND BATHROOMS	FINE PLASTERWORK AND CEILINGS	INTERIOR WOODWORK	INTERIOR METALWORK		INTERIOR FURNITURE	INTERIOR WOODEN FLOORS	INTERIOR CONCRETE FLOORS	EXTERIOR WOODWORK	EXTERIOR METALWORK	EXTERIOR FURNITURE	EXTERIOR MASONRY	PRODUCT LOOK AND SHEEN LEVEL	SIZE OF TIN AVAILABLE	APPROXIMATE COVERAGE *	RECOMMENDED COATS **	DRYING TIME (HOURS)	TYPICAL RECOAT TIME (HOURS)
INTERIOR AND EXTERIOR FINISHES																					
Estate® Emulsion	Signature chalky, very matte finish, especially suited to interior walls and ceilings – 2% sheen.	●	◐	◐	–	◐	◐		◐	–	–	–	–	–	–	Very flat matte 2%	100ml, 1 gallon	570 ft² per gallon	2	2	2
Estate® Eggshell	Signature, very durable satin finish, especially suited to interior wood, metal and kitchen cabinets – 20% sheen.	●	●	●	–	●	●		●	–	–	–	–	–	–	Mid sheen 20%	750ml, 1 gallon	480 ft² per gallon	2	2	4
Modern Emulsion	Washable and mold and mildew resistant matte finish, especially suited to bathrooms, kitchens and busy areas – 7% sheen.	●	●	●	–	◐	◐		◐	–	–	–	–	–	–	Flat matte 7%	1 gallon	480 ft² per gallon	2	2	4
Modern Eggshell	Extremely durable mid sheen finish, especially suited to staircases, floors, kitchen cabinets and interior metal – 40% sheen.	●	●	●	–	●	●		●	●	●	–	–	–	–	Semi gloss 40%	750ml, 1 gallon	480 ft² per gallon	2	2	4
Exterior Masonry	Very durable, very matte, high-performance finish especially suited to exterior masonry and exposed interior stone and brickwork – 2% sheen.	◐	◐	◐	–	◐	◐		◐	–	–	◐	◐	◐	●	Very flat matte 2%	1 gallon	325 ft² per gallon	2	2	5
Exterior Eggshell	Very durable satin finish, especially suited to exterior wood and metal surfaces – 20% sheen.	◐	◐	◐	–	◐	◐		◐	–	–	●	●	●	◐	Mid sheen 20%	750ml, 1 gallon	529 ft² per gallon	2	2	4
Full Gloss	Most durable high gloss finish, especially suited to interior and exterior wood and metal – 95% sheen.	●	●	●	–	●	●		●	–	–	●	●	●	◐	High gloss 95%	750ml, 1 gallon	480 ft² per gallon	2	2	4
SPECIALIST FINISHES																					
Dead Flat	Exceptionally matte, elegant finish for interior walls, ceilings, wood and metal – 2% sheen.	●	◐	–	–	●	●		◐	–	–	–	–	–	–	Very flat matte 2%	750ml, 1 gallon	480 ft² per gallon	2	2	4
PRIMERS & UNDERCOATS																					
Wall & Ceiling Primer & Undercoat	The perfect base for interior walls and ceilings.	●	●	●	–	–	–		–	–	–	–	–	–	–	N/A	1 gallon	480 ft² per gallon	1	2	4
Interior Wood Primer & Undercoat	The perfect base for interior bare wood or previously painted wood.	–	–	–	–	●	–		●	–	–	–	–	–	–	N/A	750ml, 1 gallon	480 ft² per gallon	1	2	4
Exterior Wood Primer & Undercoat	The perfect base for exterior bare or previously painted wood.	–	–	–	–	◐	–		◐	–	–	●	–	●	–	N/A	750ml, 1 gallon	529 ft² per gallon	1	2	4
Metal Primer & Undercoat	Rust inhibitor for interior and exterior bare metal surfaces.	–	–	–	–	–	●		●	–	–	–	●	●	–	N/A	750ml,	95 ft² per 750ml	2	2	4
Wood Floor Primer & Undercoat	The perfect base for a long-lasting finish for interior wooden floors.	–	–	–	–	◐	–		●	●	–	–	–	–	–	N/A	750ml, 1 gallon	480 ft² per gallon	1	2	4
Masonry & Plaster Stabilising Primer	The perfect base for unsound masonry and plaster surfaces.	◐	◐	◐	–	–	–		–	–	●	–	–	–	●	N/A	1 gallon	800 ft² per gallon	1	2	2
Wood Knot & Resin Blocking Primer	Blocks resinous stains on interior and exterior woodwork.	–	–	–	–	●	–		●	●	–	●	–	●	–	N/A	750ml, 1 gallon	480 ft² per gallon	1	2	4

* Coverage is dependent on thickness of application and surface type, figures are based on one coat although we recommend at least two coats.

** Additional coats may be required depending on surface and topcoat colour.

HOW TO ORDER

farrow-ball.com | 1 888 511 1121 | nasales@farrow-ball.com



Farrow & Ball, Uddens Estate, Wimborne, Dorset, BH21 7NL
Finishes & Application booklet - North American - 2019